


# TRIANGULAR PATCHWORK

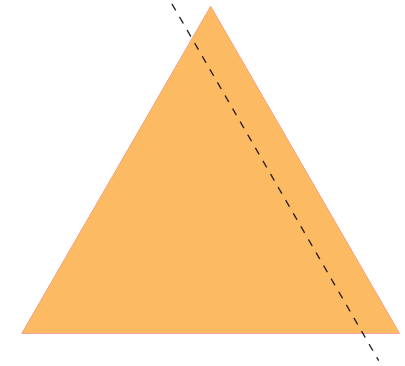
1. Cut out triangles



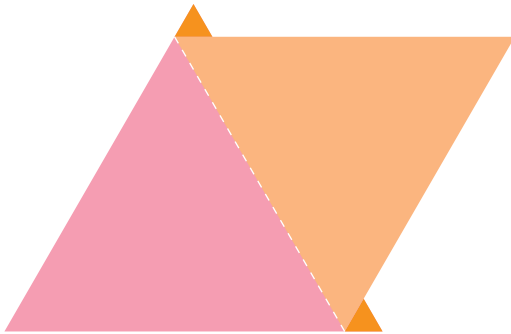
2. Put your first triangle on top of the second - making sure the right sides face inwards.



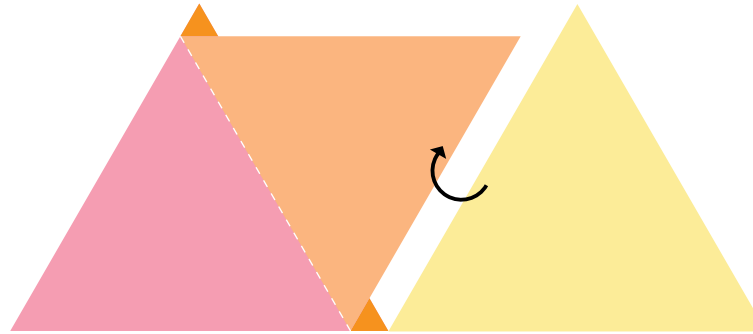
3. Sew along edge using 1/4 inch seam allowance



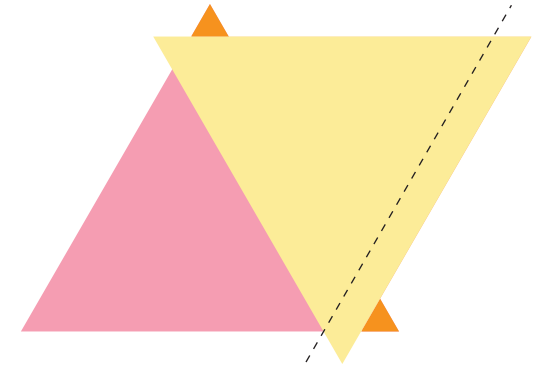
4. Open out and iron flat




5. Lie the third triangle on top of the second - making sure the right sides face inwards



6. Sew along edge



7. Open out and iron flat



8. Continue

